

UNIVERSITY OF KENTUCKY BOARD OF TRUSTEES

Melissa Gleason, Executive Associate Athletics Director



FY2020-21 ATHLETICS DEPARTMENT BUDGET

Report to Athletics Oversight Committee



Process

- Historical
 - Solicit proposed budgets from sports and units early/mid February
 - Establish due date one month later
 - Begin reviewing and requesting additional information
 - Continue to adjust as new information becomes available (i.e., competitive schedules finalized, officials' pay rates, tuition, salary and benefits, etc.)
- Current
 - After due date, COVID-19 changed our world
 - Re-evaluating the process
 - What is mandatory?
 - What can we adjust?
 - Analyzing of all line items of current FY2019-2020 budget

Analysis of FY2019-20 Operating Budget

- \$153,972,160 operating budget (excluding \$2.5M camp budget)
- \$56,687,173 budget for salaries and benefits
- \$18,350,468 budget for scholarships
- \$34,267,112 budget for other obligations
 - Medical Care for Student Athletes
 - Guarantees
 - Officials
 - Debt Service
 - Rupp Arena
 - Building Insurance
 - Service Assessments
 - Jacobs Academic Science Building
 - Non-Athletics Scholarships
- \$44,667,407 adjusted operating budget

FY2020-21 ATHLETICS DEPARTMENT BUDGET

Summary

	FY2019-20	FY2020-21	Change
Salaries and Benefits	\$ 56,687,173	\$ 57,116,409	\$ 429,236
Scholarships	\$ 18,350,468	\$ 18,572,050	\$ 221,582
Other Obligations	\$ 34,267,112	\$ 33,758,369	\$ (508,743)
Adjusted Operating Budget	<u>\$ 44,667,407</u>	<u>\$ 37,095,932</u>	<u>\$(7,571,475)</u>
Total Operating Budget	\$153,972,160	\$146,542,760	\$(7,429,400)

Excludes Camp Budget

FY2020-21 ATHLETICS DEPARTMENT BUDGET

	FY2019-20	FY2020-21
REVENUES:	Budget	Budget
Football	\$ 40,005,000	\$ 39,110,756
Men's Basketball	\$ 29,610,000	\$ 26,215,000
Women's Basketball	\$ 360,000	\$ 315,000
Multimedia and Other Contractual Rights	\$ 38,146,890	\$ 37,487,360
K Fund	\$ 29,951,900	\$ 25,600,000
Licensing	\$ 3,250,000	\$ 1,500,000
Other Men's Sports	\$ 340,000	\$ 220,000
Other Women's Sports	\$ 210,000	\$ 220,000
Camps	\$ 2,500,000	\$ 2,000,000
Operating Transfer	\$ -	\$ 4,150,000
Capital Gifts Transfer	\$ 7,669,125	\$ 7,669,125
Other	\$ 4,429,245	\$ 4,055,519
	<u>\$ 156,472,160</u>	<u>\$ 148,542,760</u>

FY2020-21 ATHLETICS DEPARTMENT BUDGET

	FY2019-20	FY2020-21
EXPENSES:	Budget	Budget
Football	\$ 22,598,469	\$ 23,204,653
Men's Basketball	\$ 19,147,610	\$ 18,359,028
Women's Basketball	\$ 5,329,655	\$ 4,965,268
Other Men's Sports	\$ 6,699,395	\$ 6,041,329
Other Women's Sports	\$ 8,946,037	\$ 8,041,032
Administrative Support	\$ 11,824,088	\$ 10,735,685
External Operations	\$ 8,668,965	\$ 7,551,261
Support Services	\$ 11,037,695	\$ 10,854,740
Facilities and Operations	\$ 14,638,244	\$ 12,236,437
Debt Service	\$ 7,669,125	\$ 7,657,425
Scholarships	\$ 18,350,468	\$ 18,572,050
Postseason	\$ 3,300,000	\$ 2,640,000
Multimedia Rights Payment to Central Bank Center	\$ 4,750,000	\$ 4,750,000
Multimedia Rights Baseball Project Funding	\$ 2,539,419	\$ 2,539,419
Transfer for Service Assessment	\$ 2,547,500	\$ 2,598,500
Transfer for Other Services Provided	\$ 541,990	\$ 413,534
Transfer to President's Office for Scholarships	\$ 1,000,000	\$ 1,000,000
Transfer for Robinson Scholarships	\$ 500,000	\$ 500,000
Transfer for Singletary Scholarships	\$ 160,000	\$ 160,000
Transfer for Jacobs Academic Science Building	\$ 3,723,500	\$ 3,722,400
Camps	\$ 2,500,000	\$ 2,000,000
	<u>\$ 156,472,160</u>	<u>\$ 148,542,760</u>

FY2020-21 Revenue Adjustments

- Tickets – (\$5.685M)
- Gifts and Endowment Income – (\$4.352M)
- Royalties – (\$1.75M)
- Camps – (\$500,000)
- Multimedia Rights – (\$445,000)
- Parking – (\$270,000)
- Third Party Events – (\$245,000)
- Concessions and Novelties – (\$225,000)
- SEC Funds - \$1.681M
- Operating Fund Balance Transfer - \$4.150M
- Miscellaneous categories – (\$288,000)

FY2020-21 Expense Adjustments

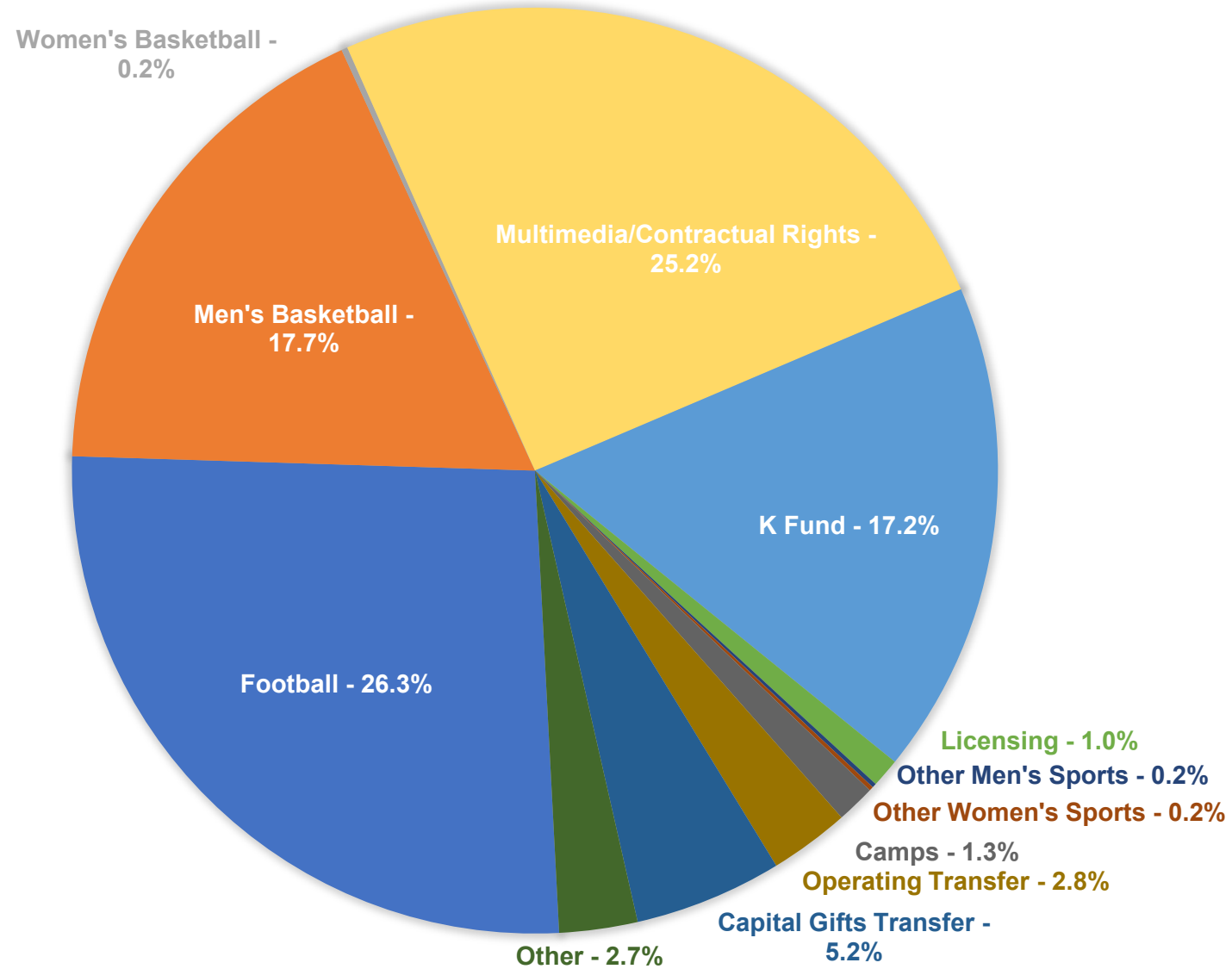
- Salaries and Benefits - \$429,000
- Scholarships - \$222,000
- Team Travel – (\$1.48 million)
- Supplies, Minor Equipment, Furniture and Capital Equipment – (\$891,000)
- Recruit and Staff Travel – (\$662,000)
- Post Season – (\$660,000)
- Physical Plant and other Maintenance and Repair – (\$553,000)
- Guarantees – (\$522,000)
- Professional Services – (\$520,000)
- Utilities – (\$512,000)
- Camps – (\$500,000)

FY2020-21 Expense Adjustments

- Athletic Supplies – (\$380,000)
- Food Services – (\$359,000)
- Parking – (\$326,000)
- Guest Expenses – (\$245,000)
- Printing and Publications – (\$216,000)
- Transfers for Services – (\$128,000)
- Advertising – (\$113,000)
- Computer Supplies, Licenses, and Hardware – (\$111,000)
- Taxes – (\$100,000)
- Miscellaneous categories – (\$302,000)

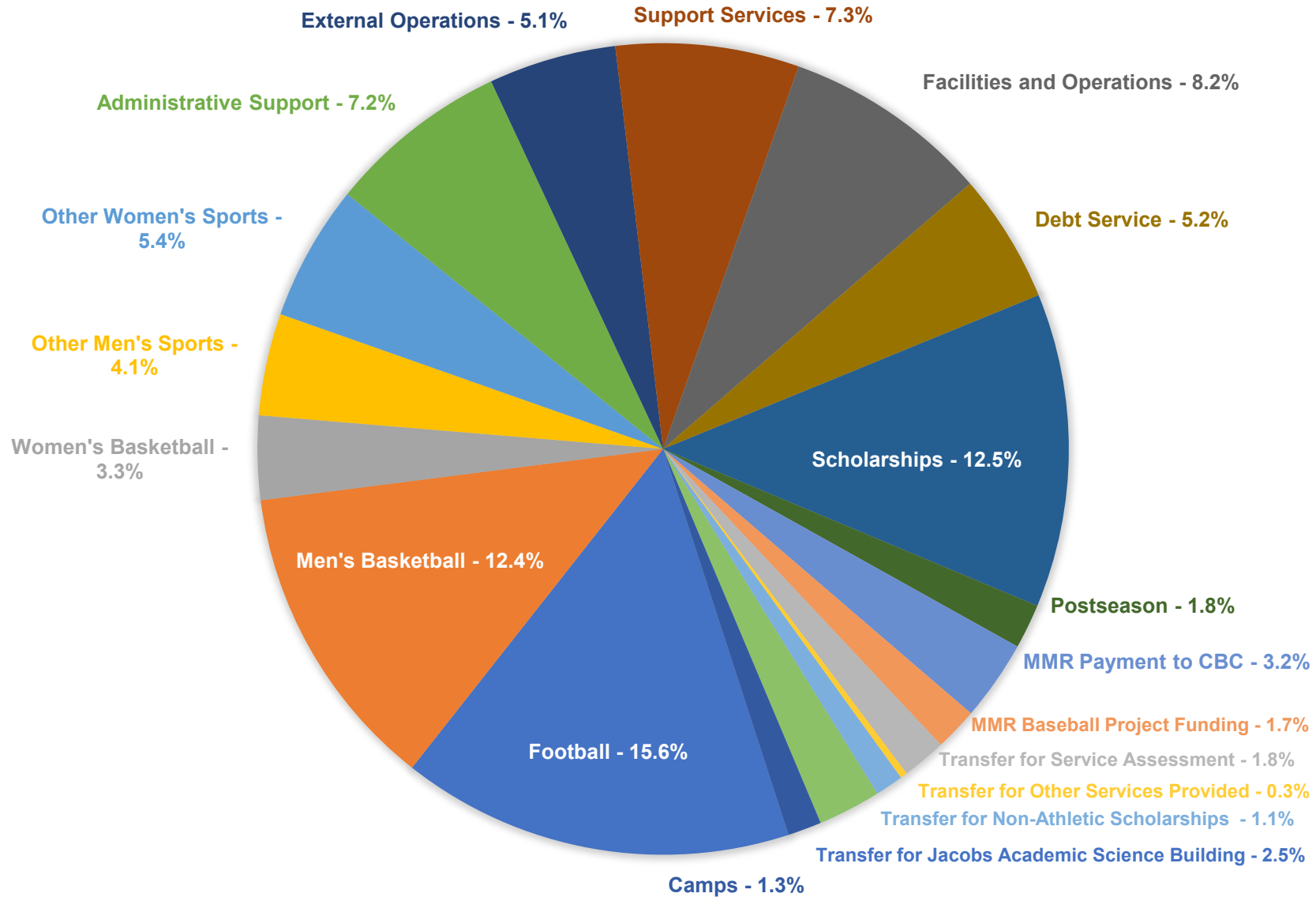
FY2020-21 ATHLETICS DEPARTMENT BUDGET

FY2020-21 Revenue



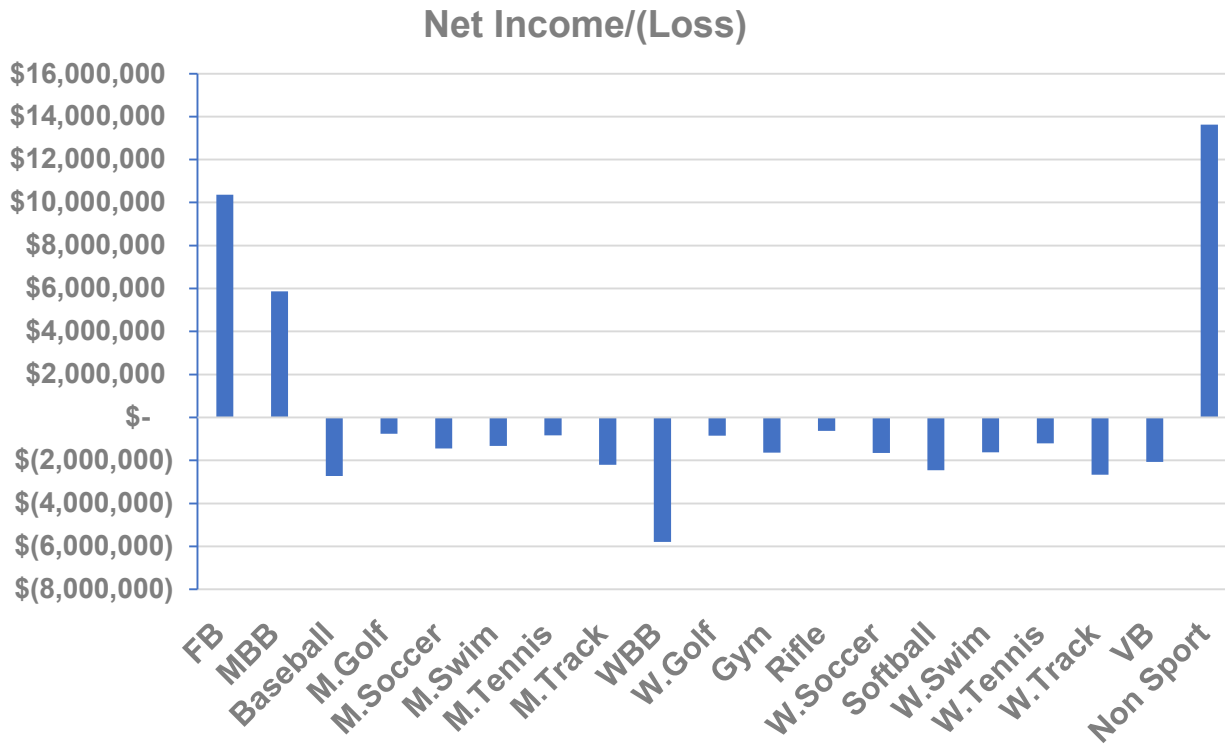
FY2020-21 ATHLETICS DEPARTMENT BUDGET

FY2020-21 Expenses



FY2020-21 ATHLETICS DEPARTMENT BUDGET

Sports Specific Data



Net Income is calculated by allocating all revenues and expenses to the appropriate sport. Scholarships and post-season budgets are individual categories in previous slides

	FY2019-20 # Athletes	FY2019-20 # on Scholarship	NCAA Equivalency
Football	131	96	85
M.Basketball	14	12	13
Baseball	44	30	11.7
M.Golf	9	8	4.5
M.Soccer	28	21	9.9
M.Swim	27	21	9.9
M.Tennis	10	9	4.5
M.Track	46	30	12.6
W.Basketball	14	14	15
W.Golf	11	11	6
Gymnastics	20	12	12
Rifle	11	11	3.6
W.Soccer	29	23	14
Softball	22	21	12
W.Swim	35	25	14
W.Tennis	9	8	8
W.Track	51	31	18
Volleyball	17	12	12
Total	528	395	265.7

Numbers include medical scholarships and mid-year enrollees

Capital and Other Non-Operating Revenue

	FY2019-20	FY2020-21
REVENUES:	Budget	Budget
Capital Gifts	\$ 8,000,000	\$ 8,000,000
Capital Fund Balance	\$ 2,669,125	\$ 3,669,125
Transfer for Debt Service	\$ (7,669,125)	\$(7,669,125)
Booster	\$ 119,350	\$ 112,175
	<hr/>	<hr/>
	\$ 3,119,350	\$ 4,112,175

FY2020-21 ATHLETICS DEPARTMENT BUDGET

Capital and Other Non-Operating Expenses

EXPENSES:	FY2019-20 Budget	FY2020-21 Budget
Capital Projects	\$ 3,000,000	\$4,000,000
Booster	\$ 119,350	\$ 112,175
	<hr/>	<hr/>
	\$ 3,119,350	\$4,112,175

QUESTIONS

